

DeSoto Independent School District
W.I.N.G.S.
2018-2019 Campus Improvement Plan



Table of Contents

Comprehensive Needs Assessment	3
Comprehensive Needs Assessment Data Documentation	4
Goals	5
Goal 1: Reduce the campus dropout rate below 20%	5
Goal 2: Students that achieve the "Met grade level" standard will increase from 6% to 20% by June 2018	7
Goal 3: The STAAR student achievement rate discrepancy between African-American and Hispanic students will be 10% or less	9
Goal 4: Increase opportunities for college and career readiness for students.	9

Comprehensive Needs Assessment

Comprehensive Needs Assessment Data Documentation

The following data were used to verify the comprehensive needs assessment analysis:

Goals

Goal 1: Reduce the campus dropout rate below 20%

Performance Objective 1: Develop a process to identify current students at risk of dropping out.

Evaluation Data Source(s) 1: PEIMS attendance and enrollment reports

Summative Evaluation 1:







Strategy Description	Monitor	Strategy's Expected Result/Impact	Reviews			
			Formative			Summative
			Oct	Jan	Mar	June
TEA Priorities Improve low-performing schools Critical Success Factors CSF 1 CSF 5 CSF 6 1) Leaver Code report is monitored every week to code students appropriately.	PEIMS Administrator Counselor	Intentional outreach to families to attain accurate status and motivate students to return to continue program				
Critical Success Factors CSF 1 CSF 6 2) Devise a comprehensive attendance plan to monitor attendance at the school and student level.	Computer Lab Aides SPED Teacher Counselor	Incentives and recognition for improved attendance will increase percentage per 3 weeks. Create a shared focus throughout the campus.				
Critical Success Factors CSF 3 CSF 5 CSF 6 3) Updated entry application	Counselor	Intentionally advising new students of expectations relating to attendance and EOC testing. Also, foster a partnership for success with each student.				
= Accomplished = Continue/Modify = No Progress = Discontinue						

Goal 1: Reduce the campus dropout rate below 20%

Performance Objective 2: Improve the culture/climate between staff and students on the campus

Evaluation Data Source(s) 2: Survey data, attendance data, agendas, pictures

Summative Evaluation 2:

Strategy Description	Monitor	Strategy's Expected Result/Impact	Reviews			
			Formative			Summative
			Oct	Jan	Mar	June
<p>Critical Success Factors CSF 1 CSF 6</p> <p>1) Activities to motivate and recognized improved academics and attendance. Jan 2019 - EOC Passers Event</p>	Teachers Leadership team	Improved achievement and attendance rates.				
<p>Critical Success Factors CSF 1 CSF 6</p> <p>2) Case-study to collect affective data from students on how to improve the experience here at school.</p>	Instructional Supervisor	Improved culture because students will start to see their input being implemented on campus.				
 = Accomplished  = Continue/Modify  = No Progress  = Discontinue						


Goal 2: Students that achieve the "Met grade level" standard will increase from 6% to 20% by June 2018


Performance Objective 1: Increase campus teachers understanding of the STAAR EOC Framework to 100%


Evaluation Data Source(s) 1: Lesson plans, intervention schedules, walkthrough data


Summative Evaluation 1:

Strategy Description	Monitor	Strategy's Expected Result/Impact	Reviews			
			Formative			Summative
			Oct	Jan	Mar	June
1) Teachers will be provided content specific professional development addressing the objectives assessed by the STAAR EOC exam	Campus administrators, district content supervisors	Teachers will provide targeted instruction to address the necessary skills students are deficient				
2) Provide targeted small group instruction	Campus administrators, district content supervisors	Journal/portfolio documentation showing the students' proficiency in regards to the tested TEKS				

 = Accomplished

 = Continue/Modify

 = No Progress

 = Discontinue

Goal 2: Students that achieve the "Met grade level" standard will increase from 6% to 20% by June 2018

Performance Objective 2: Increase 1:1 and small group instruction

Evaluation Data Source(s) 2: master schedule, sign in sheets, lesson plans, pictures






Summative Evaluation 2:

Goal 2: Students that achieve the "Met grade level" standard will increase from 6% to 20% by June 2018

Performance Objective 3: Implement data analysis protocol for teachers and students to track performance

Evaluation Data Source(s) 3: data tracker, pictures, agendas, reports

Summative Evaluation 3:

Strategy Description	Monitor	Strategy's Expected Result/Impact	Reviews			
			Formative			Summative
			Oct	Jan	Mar	June
<p>Critical Success Factors CSF 1 CSF 2 CSF 3 CSF 6 CSF 7</p> <p>1) Utilize data walls in classrooms based on formative and summative assessments</p>	<p>Teachers Instructional Supervisors Asst Principal</p>	<p>Increase achievement and awareness of performance standards</p>				
<p>  = Accomplished  = Continue/Modify  = No Progress  = Discontinue </p>						

Goal 3: The STAAR student achievement rate discrepancy between African-American and Hispanic students will be 10% or less

Performance Objective 1: Increase the use of instructional strategies that addresses the students' learning styles by 50%

Evaluation Data Source(s) 1: STAAR data, walkthroughs

Summative Evaluation 1:

Goal 3: The STAAR student achievement rate discrepancy between African-American and Hispanic students will be 10% or less

Performance Objective 2: Content area teachers will increase the utilization of data in instructional planning

Evaluation Data Source(s) 2: STAAR data, Edgenuity data, lesson plans

Summative Evaluation 2:

Goal 3: The STAAR student achievement rate discrepancy between African-American and Hispanic students will be 10% or less

Performance Objective 3: Increase to 3, the number of community partners that provide wrap-around services

Evaluation Data Source(s) 3: Counselor referrals, volunteer logs, student feedback

Summative Evaluation 3:

Goal 4: Increase opportunities for college and career readiness for students.

Performance Objective 1: Implement college and career test prep during the school day.

Evaluation Data Source(s) 1: sign in sheets, pictures, work samples

Summative Evaluation 1:

Goal 4: Increase opportunities for college and career readiness for students.

Performance Objective 2: Implement field experiences to expose students to post secondary opportunities

Evaluation Data Source(s) 2: invoices, pictures, surveys, flyers, letters

Summative Evaluation 2:

Goal 4: Increase opportunities for college and career readiness for students.

Performance Objective 3: Counsel students on the FAFSA process and host speakers from the military

Evaluation Data Source(s) 3: pictures, sign in sheets

Summative Evaluation 3: